






YOUR SUBSCRIPTIONS	ACCOUNT MAINTENANCE	TOOLS & SUPPORT
<ul style="list-style-type: none"> <li>→ Market Scanners</li> <li>→ System Trade Signals</li> <li>→ <b>Weekly Wave Watch</b></li> <li>→ Near-term Wave Alerts</li> </ul>	<ul style="list-style-type: none"> <li>→ Update profile</li> <li>→ Update Subscription</li> <li>→ Update Billing Information</li> </ul>	<ul style="list-style-type: none"> <li>→ Technical Analysis Flash Tutorial</li> <li>→ Web Platform Tour</li> <li>→ User Guide (PDF)</li> <li>→ FAQs</li> </ul>

EUR/USD USD/JPY GBP/USD USD/CHF USD/CAD AUD/USD XAU/USD DX      Go To:

USDollar Rates	Short-Term (2-5W)	Intermediate-Term (2-5M)	Long-Term (2-5Y)
<b>EUR/USD</b> Euro / USDollar			
<b>USD/JPY</b> USDollar / Japanese Yen			
<b>GBP/USD</b> Pound Sterling / USDollar			
<b>USD/CHF</b> USDollar / Swiss Franc			
<b>USD/CAD</b> USDollar / Canadian Dollar			
<b>AUD/USD</b> Australian Dollar / USDollar			
<b>XAU/USD</b> Spot Gold			
<b>DX</b> USDollar Index			
<b>NZD/USD</b> New Zealand Dollar / USDollar			

**YOUR SUBSCRIPTIONS**

- Market Scanners
- System Trade Signals
- Weekly Wave Watch
- **Near-term Wave Alerts**

**ACCOUNT MAINTENANCE**




























- Update profile
- Update Subscription
- Update Billing Information

**TOOLS & SUPPORT**

- Technical Analysis Flash Tutorial
- Web Platform Tour
- User Guide (PDF)
- FAQs

**Asset Class**

**Group Market Time**

ID	Publish Date	Category	Subcategory	Market	Preffered	Alternative
 1141	2/18/2011 2:07:00 PM	COMMODITIES	Energy	CL		
 1140	2/18/2011 10:52:00 AM	CURRENCIES	USDollar Rates	USDCAD		
 1139	2/18/2011 10:12:00 AM	CURRENCIES	USDollar Rates	EURUSD		
 1138	2/18/2011 9:58:00 AM	CURRENCIES	USDollar Rates	DX		
 1137	2/18/2011 9:41:00 AM	INTEREST RATES	Long Bonds	TNX		
 1136	2/18/2011 9:29:00 AM	CURRENCIES	Cash Precious Metals	XAUUSD		
 1135	2/18/2011 9:21:00 AM	COMMODITIES	Energy	CL		
 1134	2/18/2011 9:05:00 AM	STOCK INDICES	North America Cash Indices	TSXTC		
 1133	2/18/2011 8:58:00 AM	STOCK INDICES	North America Cash Indices	NDX		

**YOUR SUBSCRIPTIONS**

- Market Scanners
- **System Trade Signals**
- Weekly Wave Watch
- Near-term Wave Alerts

**ACCOUNT MAINTENANCE**

- Update profile
- Update Subscription
- Update Billing Information

**TOOLS & SUPPORT**

- Technical Analysis Flash Tutorial
- Web Platform Tour
- User Guide (PDF)
- FAQs

[E-mail messaging](#)

[Autotrade Settings](#)

### System Trade Signals

SID	PID	NAME	B/S	Time
159	1	EURUSD	BUY	2/8/2011 4:48:00 AM
159	1	EURUSD	BUY	2/7/2011 12:01:00 PM
845	877	EURUSD	BUY	2/8/2011 10:55:00 PM
845	876	EURUSD	SELL	2/8/2011 10:00:00 PM
845	876	EURUSD	SELL	2/8/2011 5:25:00 PM
845	875	EURUSD	BUY	2/8/2011 4:30:00 PM
845	875	EURUSD	BUY	2/7/2011 3:36:00 PM
845	874	EURUSD	SELL	2/7/2011 2:41:00 PM
845	874	EURUSD	SELL	2/7/2011 6:25:00 AM

**Asset Class** 
**Group** 
**Market** 
**Time filter**

### Your Blotter: POSITIONS

SID	PID	Market	System	B/S	Status	Entry	Last Trade	P&L	Risk level
159	1	EURUSD	S35 EURUSD Swing (REVERSE-144D55NSR)	BUY	Full Closure	1.3557	1.3614	0.0057	1.3614
845	877	EURUSD	S705 EURUSD Swing (55F21E-0513HLNSR)	BUY	Active	1.3650	1.3650	0.0000	1.3650
845	876	EURUSD	S705 EURUSD Swing (55F21E-0513HLNSR)	SELL	Stop Ellected	1.3628	1.3636	-0.0008	1.3636
845	875	EURUSD	S705 EURUSD Swing (55F21E-0513HLNSR)	BUY	Full Closure	1.3589	1.3629	0.0040	1.3629
845	874	EURUSD	S705 EURUSD Swing (55F21E-0513HLNSR)	SELL	Stop Ellected	1.3551	1.3579	-0.0028	1.3579

### Your Blotter: SIGNALS

Step	System	Tradesize	Fulfillment	Message	Time
Full Closure	S35 EURUSD Swing (REVERSE-144D55NSR)	-1	1.3614	SELL out 1 EURUSD	2/8/2011 4:48:00 AM
Active	S35 EURUSD Swing (REVERSE-144D55NSR)	1	1.3557	BUY long 1 EURUSD	2/7/2011 12:01:00 PM

**YOUR SUBSCRIPTIONS**

- Market Scanner
- System Trade Signals
- Weekly Wave Watch
- Near-term Wave Alerts

**ACCOUNT MAINTENANCE**

- Update profile
- Update Subscription
- Update Billing Information

**TOOLS & SUPPORT**

- Technical Analysis
- Web Platform Tour
- User Guide (PDF)
- FAQs

Autotrade Settings

Time filter -- ALL --

# CUSTOMIZED 4U

**System Trade Signals**

SID	PID	MAHE	R/S	Time
159	1	EURUSD	BUY	2/8/2011 4:46:00 AM
159	1	EURUSD	BUY	2/7/2011 12:01:00 PM
845	877	EURUSD	BUY	2/8/2011 10:55:00 PM
845	876	EURUSD	SELL	2/8/2011 10:00:00 PM
845	876	EURUSD	SELL	2/8/2011 9:25:00 PM
845	875	EURUSD	BUY	2/8/2011 4:30:00 PM
845	875	EURUSD	BUY	2/7/2011 2:36:00 PM
845	874	EURUSD	SELL	2/7/2011 2:41:00 PM
845	874	EURUSD	SELL	2/7/2011 8:25:00 AM

**Your Blotter: POSITIONS**

SID	PID	Market	System	B/S	Status	Entry	Last Trade	P&L	Risk level
159	1	EURUSD	535 EURUSD Swing (REVERSE-144055NSR)	BUY	Full Closure	1.3557	1.3614	0.0057	1.3614
845	877	EURUSD	5705 EURUSD Swing (55F21E-0513HLNSR)	BUY	Active	1.3650	1.3650	0.0000	1.3650
845	876	EURUSD	5705 EURUSD Swing (55F21E-0513HLNSR)	SELL	Stop Elected	1.3628	1.3636	-0.0008	1.3636
845	875	EURUSD	5705 EURUSD Swing (55F21E-0513HLNSR)	BUY	Full Closure	1.3589	1.3629	0.0040	1.3629
845	874	EURUSD	5705 EURUSD Swing (55F21E-0513HLNSR)	SELL	Stop Elected	1.3551	1.3579	-0.0028	1.3579

**Your Blotter: SIGNALS**

Step	System
Full Closure	535 EURUSD Swing (REVERSE-144055NSR)
Active	535 EURUSD Swing (REVERSE-144055NSR)

**Tradesize Fullfillment**

Tuesday Feb 22nd 2011  
 Welcome Your Name | A/C # 009-001-0001  
 Connected from: 192.168.0.1

**YOUR SUBSCRIPTIONS**

- Market Scanner
- System Trade Signals
- Weekly Wave Watch
- Near-term Wave Alerts

**ACCOUNT MAINTENANCE**

- Update profile
- Update Subscription
- Update Billing Information

**TOOLS & SUPPORT**

- Technical Analysis Flash Tutorial
- Web Platform Tour
- User Guide (PDF)
- FAQs

**USDollar Rates**

EUR/USD  
Euro / USDollar

USD/JPY  
USDollar / Japanese Yen

GBP/USD  
Pound Sterling / USDollar

USD/CHF  
USDollar / Swiss Franc

USD/CAD  
USDollar / Canadian Dollar

AUD/USD  
Australian Dollar / USDollar

XAU/USD  
Spot Gold

DX  
USDollar Index

Asset Class	Group	Market	Time	ID	Publish Date	Category	Subcategory	Market	Preferred	Alternative
ALL	ALL	ALL	ALL	1141	2/18/2011 2:07:00 PM	COMMODITIES	Energy	CL	↕	N/A
				1140	2/18/2011 10:52:00 AM	CURRENCIES	USDollar Rates	USDCAD	↕	↕
				1139	2/18/2011 10:12:00 AM	CURRENCIES	USDollar Rates	EURUSD	↕	↕
				1138	2/18/2011 9:58:00 AM	CURRENCIES	USDollar Rates	DX	↕	↕
				1137	2/18/2011 9:41:00 AM	INTEREST RATES	Long Bonds	TNX	↕	↕
				1136	2/18/2011 9:29:00 AM	CURRENCIES	Cash Precious Metals	XAUUSD	↕	↕
				1135	2/18/2011 9:21:00 AM	COMMODITIES	Energy	CL	↕	↕